

POWER MOBILITY

POWER 
Power for a World of Applications

WCG-U1 BATTERY

THE POWER MOBILITY SERIES is a state of the art line of advanced GEL sealed batteries designed specifically for mobility and wheelchair applications. POWER BATTERY uses our proprietary Advanced Gel Technology design which combines the best features of AGM and GEL into one battery. It is highly resistant to vibration, extreme temperatures and rough handling. This advanced design makes the POWER MOBILITY battery the right choice for the high reliability demanded by wheelchair and mobility applications.



FEATURES

- Advanced Gel Technology, provides deep cycle capability and better recharge profile throughout the life of the battery.
- Gas recombination greater than 99%.
- Maintenance free construction. Needs no water additions and will not allow electrolyte spills.
- Shock absorbent polypropylene plastic. Resistant to extreme temperatures and vibration.
- Operates at a low internal pressure.
- Thermally welded case to cover bond, eliminates the risk of acid and electrical leaks.
- Oversized internal components insures minimal voltage drop and more power availability.
- Each cell has a low pressure safety release venting system to prevent explosions, recognized per U.L. 924.
- Industrial grade battery plates.
- Puncture proof separator.
- Measured high vacuum acid fill, reduces electrical variability between cells.
- Can be used in any position, except upside down.
- Lifting handle.
- 100% recyclable materials.

SPECIFICATIONS

Cells per unit	6
Nominal voltage	12
Terminal Type	"L"
Capacity @ 77°F (25°C) to 1.75 v.p.c.	33 AH (20 Hours) 40 AH (100 Hours)
Short circuit current	1883 amps
Max discharge rate (1 min rate)	245 amps
Impedance @ 77°F 25°C	7.33 milliohms
Electrolyte (S.G.)	1.300
CA (MCA) @ 32°F	510
Reserve Capacity 25 amp load to 10.5 volts	60 minutes
Ideal operating temperature range	68°F (20°C) to 77°F (25°C)
Extended operating temperature range	Discharge: -40°F to +140°F Charge: -60°F to +160°F
Float Voltage	2.25 to 2.3 Volts Per Cell
Cycle Service Voltage	2.33 to 2.36 Volts Per Cell
Max charging rate	Cycle - 6.5 amps Float - 5.5 amps
Discharge Rate to 1.75 Volts Per Cell	3 hours - 8.6 5 hours - 5.5 10 hours - 3
Weight lbs	26.7
Length x Width x Height case (Height to the top of the terminals)	7.71" x 5.18" x 7.19" (9.30")



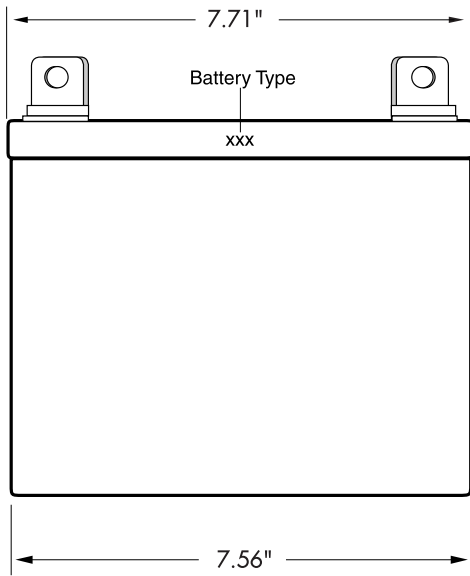
Power Battery Company, Inc.
(973) 523-8630 • www.powerbattery.com

WCG-U1 BATTERY

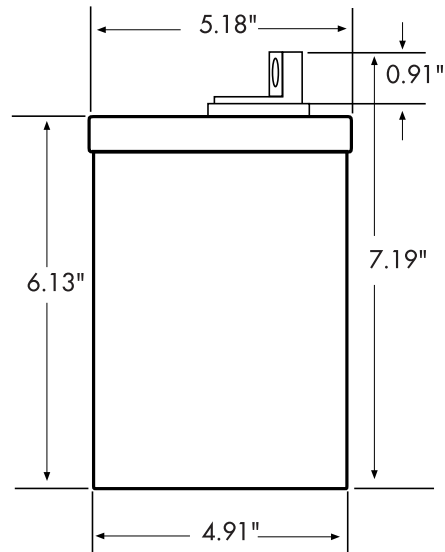
DISCHARGE SPECIFICATIONS DISCHARGE RATES IN AMPS @ 77°F (25°C)

Final V.P.C.	1Hour	2	3	4	6	8	10	12	20	24
1.75	20.3	11.8	8.5	6.7	5.5	4.7	3.6	2.98	2.55	1.37

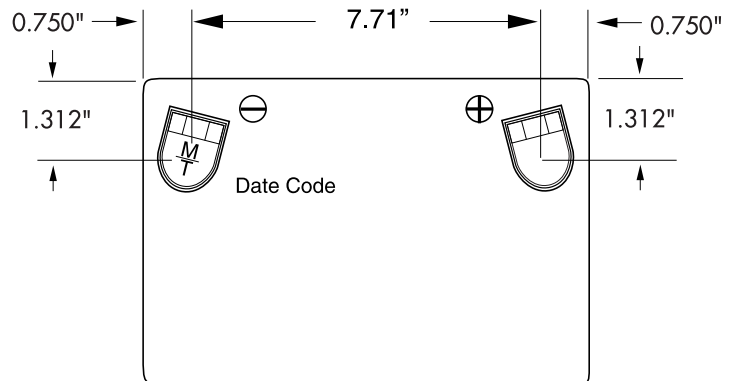
FRONT VIEW



SIDE VIEW



TOP VIEW



CYCLE LIFE VS. DEPTH OF DISCHARGE

15% DOD	3000 cycles
25% DOD	2000 cycles
50% DOD	1100 cycles
80% DOD	600 cycles

NO TRANSPORT RESTRICTIONS

- Surface transport. Classified as non-hazardous material as relates to DOT-CFR Title 49 part 171-189.
- Maritime transport. Classified as non-hazardous material as per IMDG amendment 27.
- Air transport. Complies with IATA/ICAO, special provision A67.